

PORTFOLIO
2025

ARTS MANAGEMENT DIPLOMA
GRADUATE

AMIRRA WARDAH





Amirra Wardah is currently an undergraduate in LASALLE College of the Arts under the BA (Hons) in Arts Management. She recently graduated from Nanyang Academy of Fine Arts (NAFA) under the Diploma in Arts Management. Amirra is resilient in her works and daily life, as well as excellent at working both independently and in a team. Furthermore, Amirra enjoys having conversations, garnering new ideas and living her life through art. She strives to grow professionally and learn new skills throughout her future experiences in hopes of contributing back to the arts scene.

INSIDE OUT SINGAPORE
FOR SINGAPORE
INTERNATIONAL
PHOTOGRAPHY FESTIVAL
2021



- **EXPERIENCES**

PAGE 3 - 15

- **PERSONAL DESIGNS &
PROJECTS**

PAGE 16 - 17



AMIRRA
WARDAH

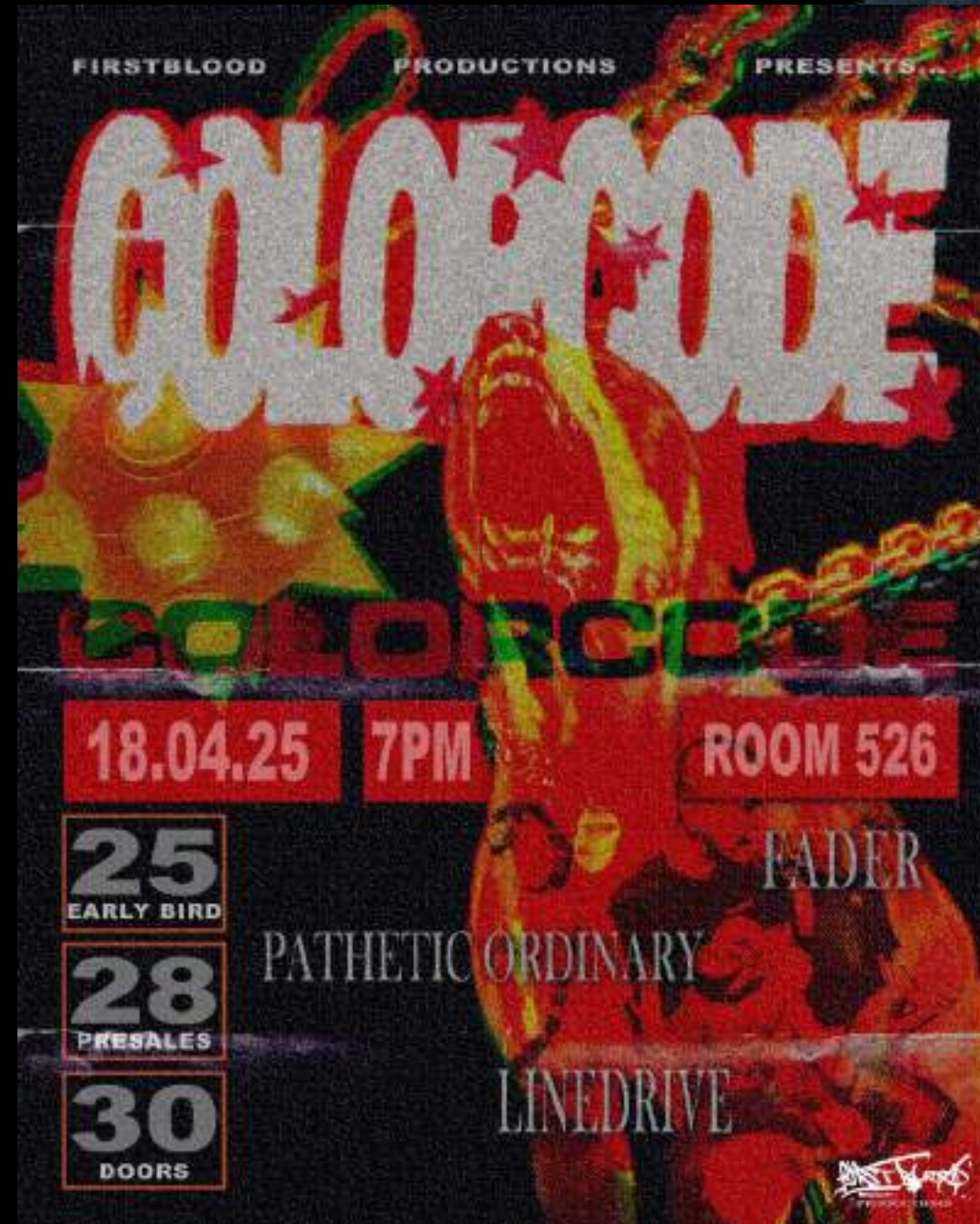
INDUSTRY EXPERIENCE

PORTFOLIO
2025

COLORCODE

GRAPHIC DESIGNER
2025

i was approached by Firstblood Productions to design their poster for the band Colorcode. Both variations of designs were accepted successfully.




FIELD TRIP!

MARKETING HEAD & VENUE DESIGNER
2024

I lead a team of total 6 people: 1 marketing assistant, 2 content team, 2 designers, 1 photographer and 1 venue design assistant. This gig was held at Esplanade Annexe.

Overseeing the designs and curation of content for both physical and digital marketing collaterals have allowed me to be a part of the synonymous energy amongst the team and navigate through challenges in executing decisions.

I was also the venue designer and was in charge of getting props and materials to curate the venue to be in the camping theme.



AMIRRA
WARDAH

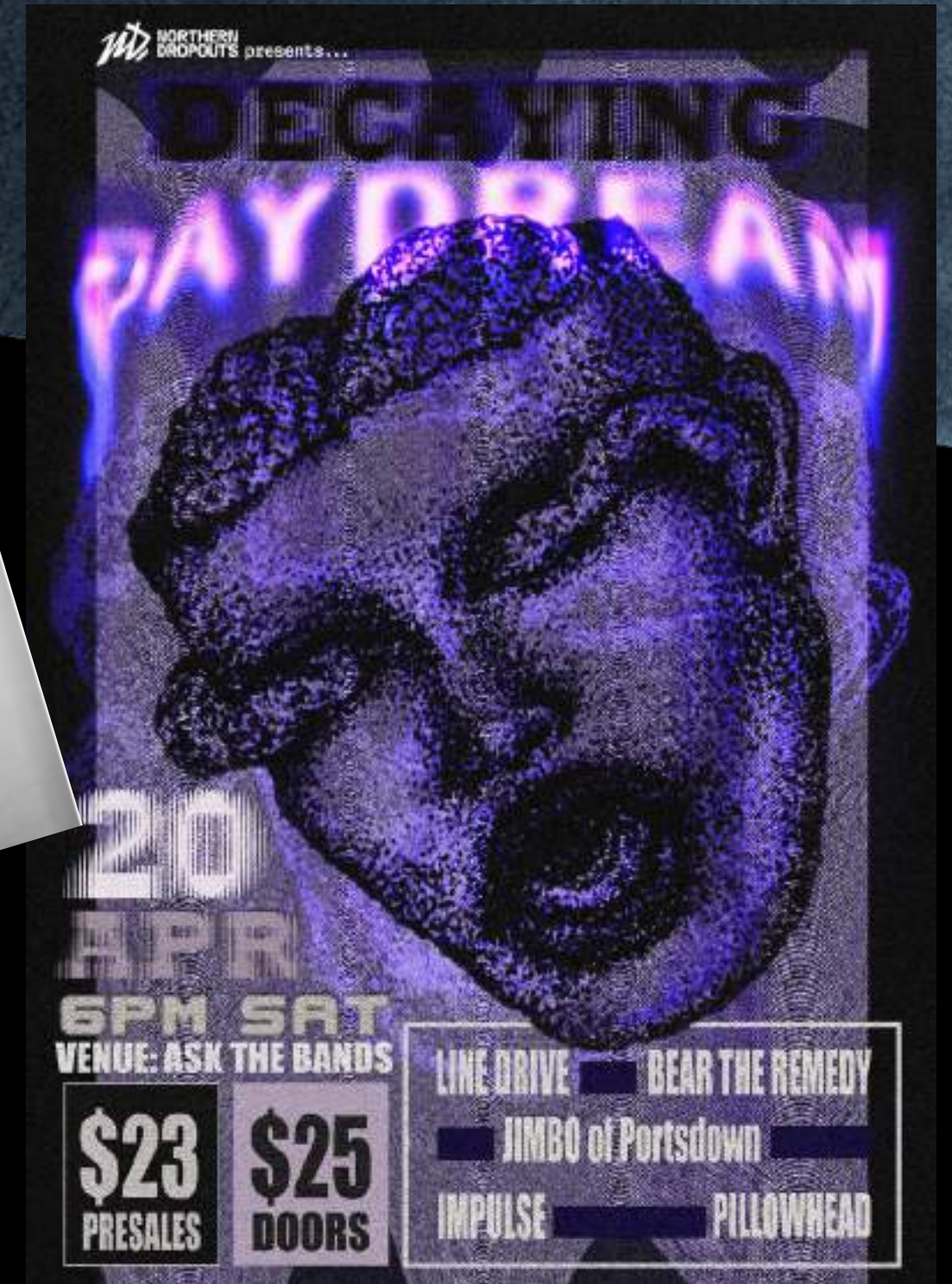
INDUSTRY EXPERIENCE

PORTFOLIO
2025

DECAYING DAYDREAM

GRAPHIC DESIGNER
2024

I was approached by The Northern Dropouts to design their gig poster. The poster consisted of an ink drawing of mine that I had included as the main visual.



AMIRRA
WARDAH

INDUSTRY EXPERIENCE

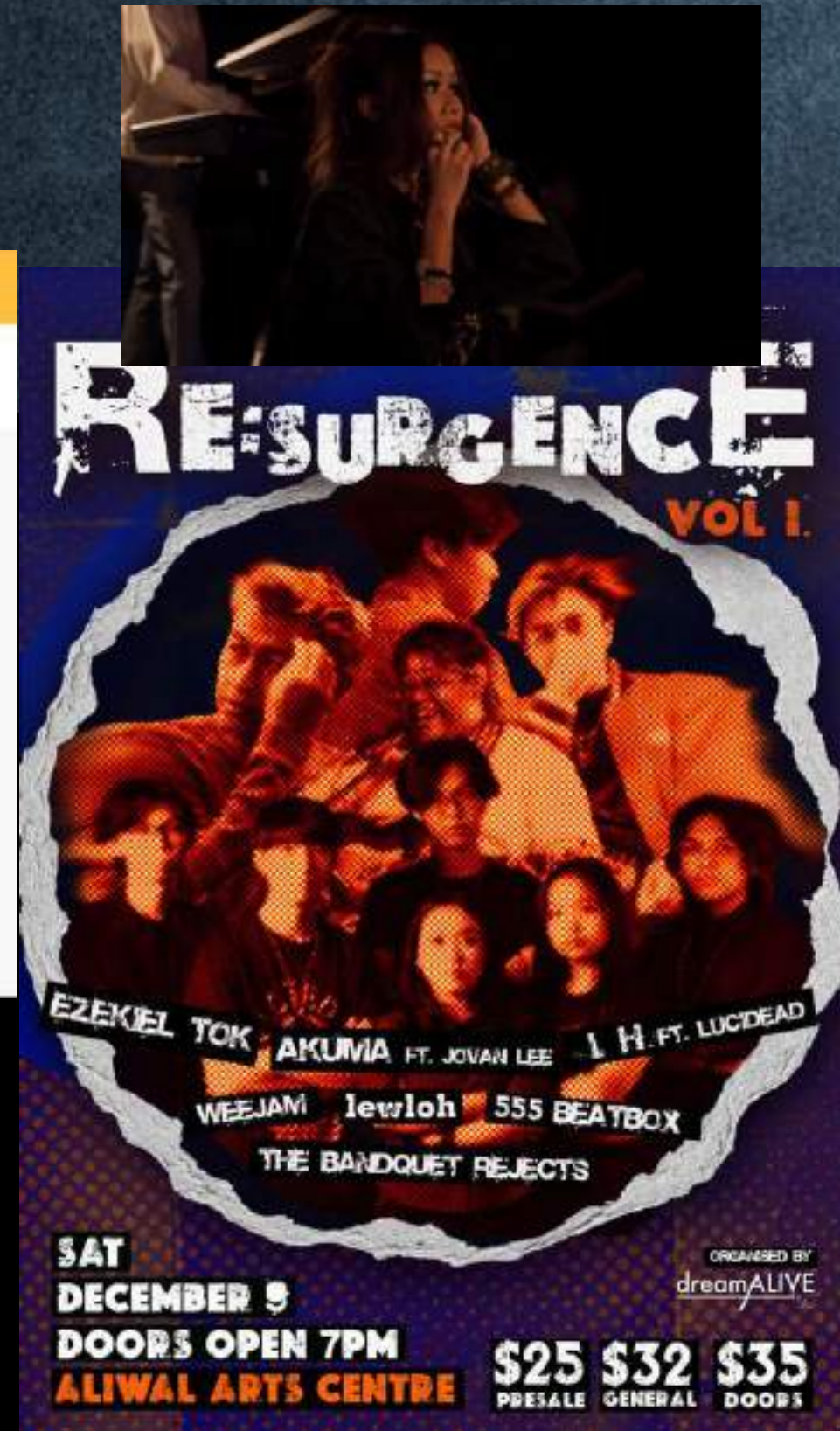
PORTFOLIO
2025

RESURGENCE VOL. 1

GRAPHIC DESIGNER & LIGHTING DESIGNER
2023

i designed both posters and marketing collaterals for this gig. Working alongside one other designer, I gained insight into collaborating for design works and navigate conversations regarding what we wanted. It was an eye-opening journey that embarked successful integration of both our ideas.

I was also the Lighting Designer for the gig that was held at Aliwal Arts Centre. I curated, designed and input lighting cues & direction for the whole show. Working with a lighting assistant under me, we achieved what we wanted with a total of 80 lighting cues.



CLICK/ SCAN TO READ
BANDWAGON/HEAR65 ARTICLE

TURN IT UP! VOL. 3

GRAPHIC DESIGNER FOR RABAK RECORDS
2024

I was the designer for all marketing collaterals for the gig. This includes poster design, social media postings, and banner.

This experience was the first of many where I was able to exercise my artistic direction and curated themes surrounding the vibe of the show.



AMIRRA
WARDAH

INDUSTRY EXPERIENCE


PORTFOLIO
2025

SINGAPORE LITERATURE PRIZE

MARKETING ASSISTANT (INTERN)
2022

I was involved in the Singapore Literature Prize 2022 that was held in the month of August. As part of the marketing team, I was in-charge of working with the event photographers and assist in social media content.

I contributed and assisted in brainstorming the theme of the event, 'Resonance . 共鸣 . Resonan . ஒத்திசைவு' as well as the development of the ceremony booklet and website.



CLICK/ SCAN TO VIEW THE CEREMONY
BOOKLET!

ASIAN FESTIVAL OF CHILDREN'S CONTENT (AFCC)

MARKETING ASSISTANT (INTERN)
2022

All preparations for this 4-day event have opened to me multiple insights and experiences in organising big events! Being in the adrenaline of contributing to experiences and meeting new people from the arts scene proved further importance of the work we are doing.

These pictures were from the Asian Festival of Children's Content (AFCC) 2022 that was held in the month of May. As part of the marketing team, our main role during the event days was to manage the virtual livestreams and create social media content.



LIGHTING ASSISTANT & STAGE HAND 2021

Being offered this opportunity in technical production allowed me to try my hand in the job scope of a Lighting Assistant and Stage Hand, both of which I am deeply passionate about.

This picture depicts the time when I was assisting in the lighting elements of the production. I helped managed the different lighting positions, colours as well as sequences for the various sets. Apart from volunteering as a lighting assistant, I had carried out the role of a Stage Hand whereby I helped in the set-up and tear-down of the production, as well as be involved in bump-in and bump-out.



CLICK/ SCAN TO
WATCH THE
BEHIND-THE-SCENES!

ARTS MANAGEMENT GOT TALENT

VOLUNTEERING EXPERIENCE

TEXTURES 2020: A WEEKEND WITH WORDS (PANGGILAN PULAU)



These pictures took place both during the rehearsal and theatre performance for Textures 2020: A Weekend with Words at Arts House in March 2020 whereby I volunteered as both Front-of-House as well as assisted with Mdm Asnida Daud for her theatrical performance. My main role was to assist Mdm Asnida Daud and Mdm Zahara hold the piece of fabric as well as be seated to help both performers mark where they should be standing. I was granted the opportunity to attend rehearsals, henceforth I got to see how the different departments work, especially the technological production team in Theatre work. It was an excellent and exciting opportunity to have participated in this theatre performance.

MODULE EXPERIENCE

**STAGE MANAGEMENT
MODULE****STAGE MANAGER & CREW
2021**

These pictures were taken during our Stage Management module in which we learned different prospects and roles of what Stage Managers and Stage Hands are in-charge of. Some examples that you can view from these pictures are making markings for sets, calling lighting and sound cues as well as stage cues. I was appointed to take lead on making the markings for the set dimensions henceforth I am holding the piece of paper. In addition, I physically measured the dimensions as I shared the opportunity of the role with my groupmates as well.



"Standby house lights to zero, go!"

MODULE EXPERIENCE

EXHIBITION DESIGN AND DISPLAY MODULE

A good set-up process is the first step of an excellent display. These pictures consist of the lessons for our Exhibition Design and Display whereby we learned and applied our physical skills of drilling as well as displaying frames. In addition to applying our skills, we learned to hold and create our own exhibition as well as the other factors that make exhibitions successful during this module.

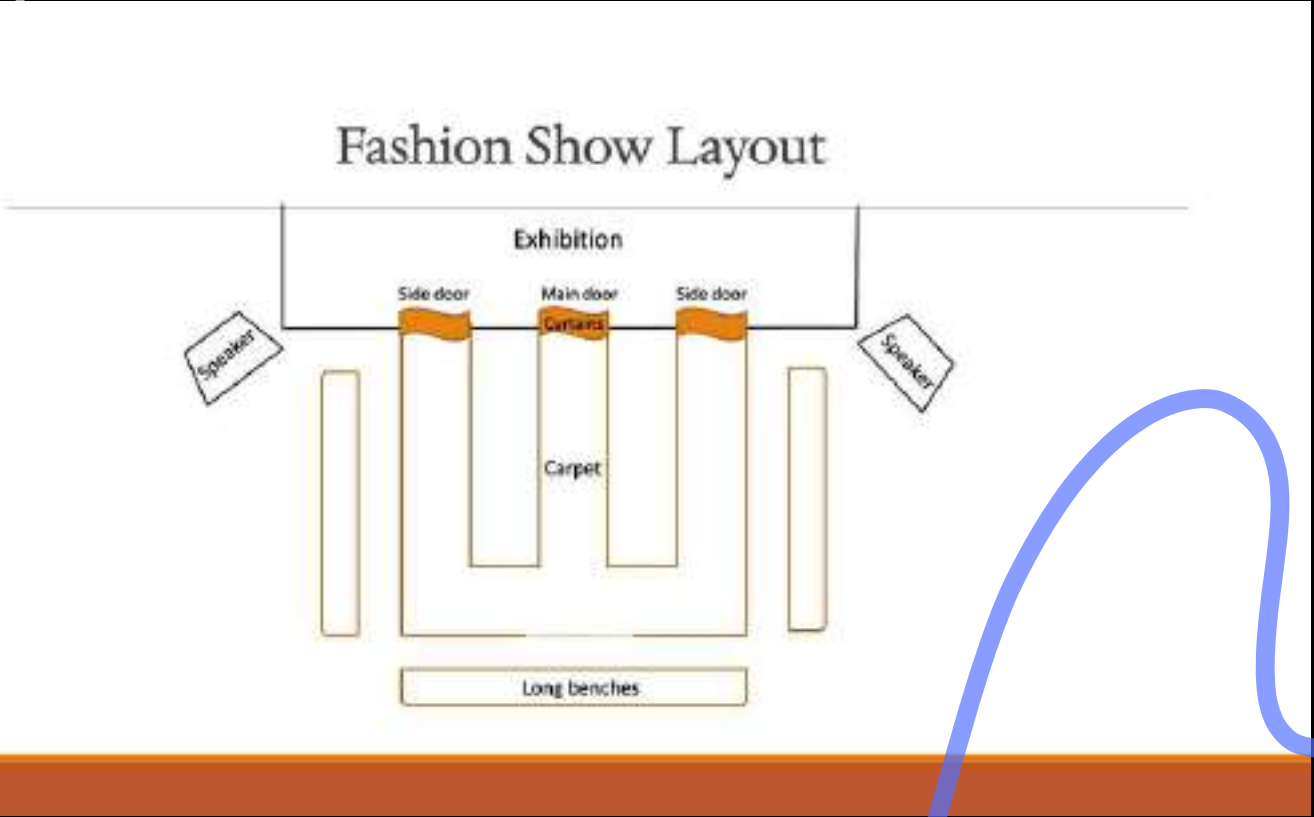
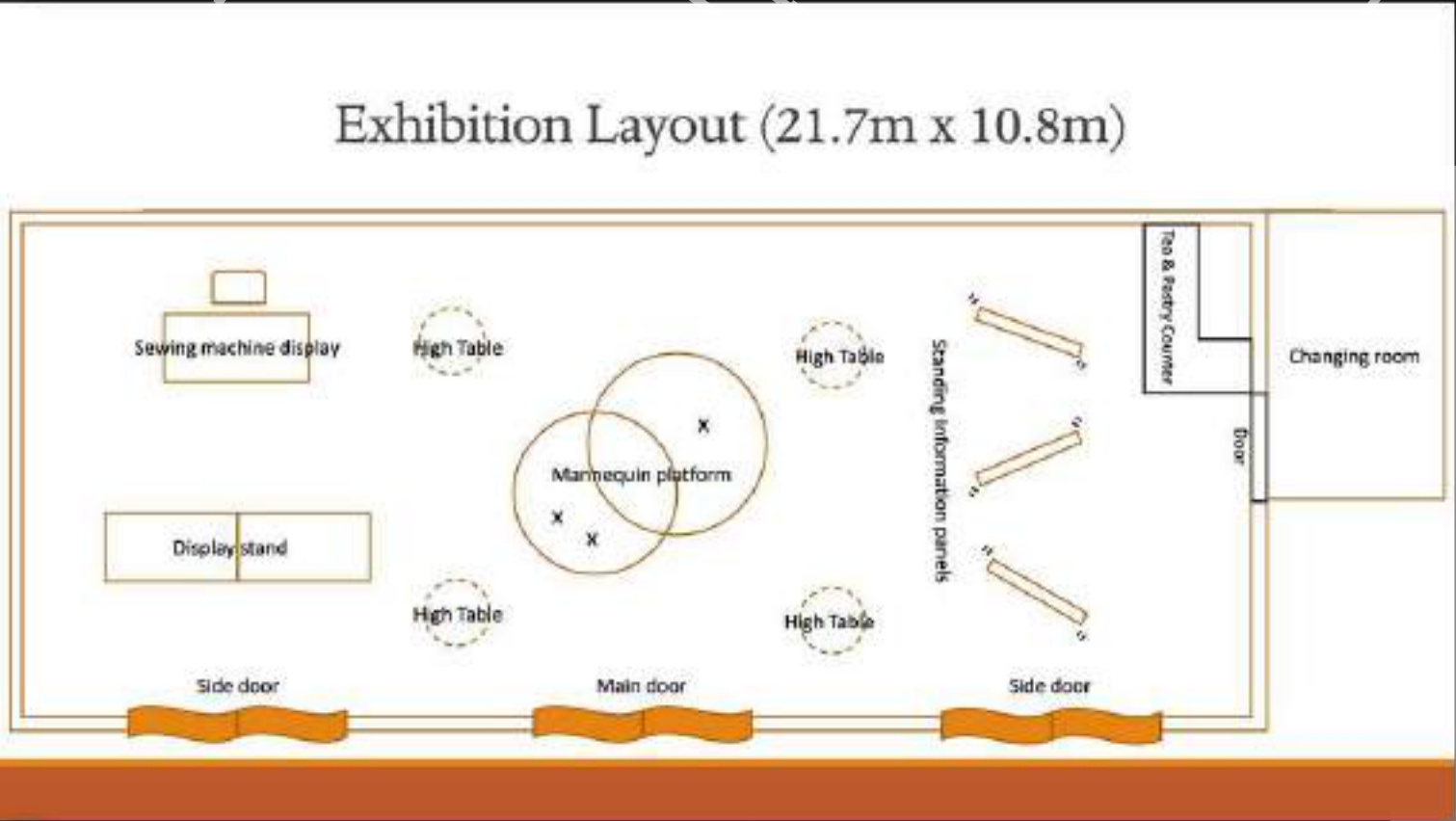


MODULE EXPERIENCE

PROJECT MANAGEMENT MODULE

My group and I proposed an event showcasing the rebranding of the fashion brand, CYC, which included planning activities to attract younger audiences to purchase their products.

We had planned an exhibition cum fashion show, inclusive of a VIP night. The exhibition would showcase the different products that CYC offers throughout the years whereas the fashion show would be centered around their new collections. We included an interactive element of 3D projection around the exhibition as well.



MODULE EXPERIENCE

MANAGING HERITAGE AND COMMUNITY MODULE

Working with the management at Indian Heritage Centre, our project involved creating activities in celebration of the Pongal festival.

We created a day filled with activities including creating DIY Pakhi hand fans, jewellery, dolls as well as an interactive game where the audience would be identifying different fabrics worn during Pongal, that were showcasing in the Heritage Centre's exhibition.

Apart from working on logistics, budgeting and resourcing, we created designs for phone popsockets and the different marketing collaterals such as social media posts and posters!





DESIGN YOUR OWN PAKHI HAND FAN!



DID YOU KNOW?
The structure and outside used to make the Pakhi hand fan resemble the pharos (a tall tower). This blue Pakhi hand fan represents the Phaghi culture. The diagonal and vertical stitching is an indigenous technique called 'Pindhar'.

THINGS YOU NEED:

- CREPE PAPER
- SCISSORS
- CHOPSTICKS
- GLUE
- PAPER PLATE
- MARKERS

INSTRUCTIONS:

1. Use the paper plate to draw a circle on the crepe paper.
2. Decorate your design in the circle with markers and cut the circle.
3. Fold the paper plate in half and paste the designed circle on the paper plate.
4. Glue one chopstick along the inner crevice of the folded paper plate.
5. Lastly, show off your very own Pakhi hand fan to your friends and family!

SOME DESIGN WORKS AND PROJECTS



CLICK/SCAN FOR MORE!

SINGAPORE BOOK COUNCIL ACADEMY X COPYRIGHT LICENSING AND ADMINISTRATION SOCIETY OF SINGAPORE (CLASS)

PRESENTS

COPYRIGHT ACT & ALL ABOUT IT!

WEBINAR

Content Creators or Copyright Owners
This is for you!

Click the link in our bio for sign up and more information!

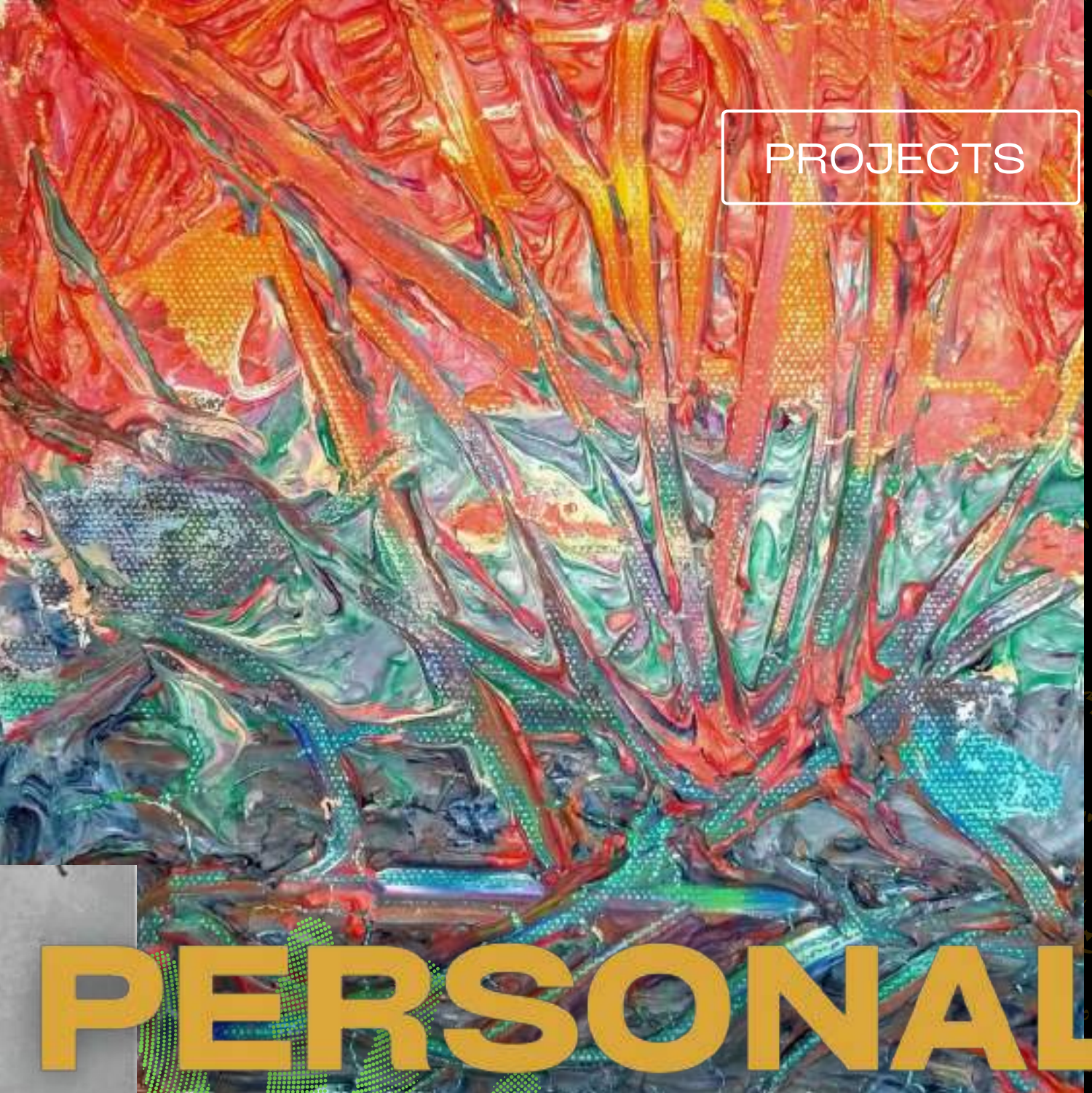
Admission: Free
Date: 25th November 2021
Time: 10:30a.m. - 11:30a.m.

Visit the SBICA website here

©CLASS

HAPPY NEW YEAR!

From the Team at
Singapore Book Council
Building Our Imagination



PROJECTS



PERSONAL ARTWORKS

CLICK/SCAN FOR MORE!



CONTACTS!

AMIRRA WARDAH

WARDAHAMIRRA@GMAIL.COM

+65 84819012

VISIT MY ONLINE PORTFOLIO:



[HTTPS://AMIRRAWDH.WORDPRESS.COM/](https://amirrawdh.wordpress.com/)

A-W